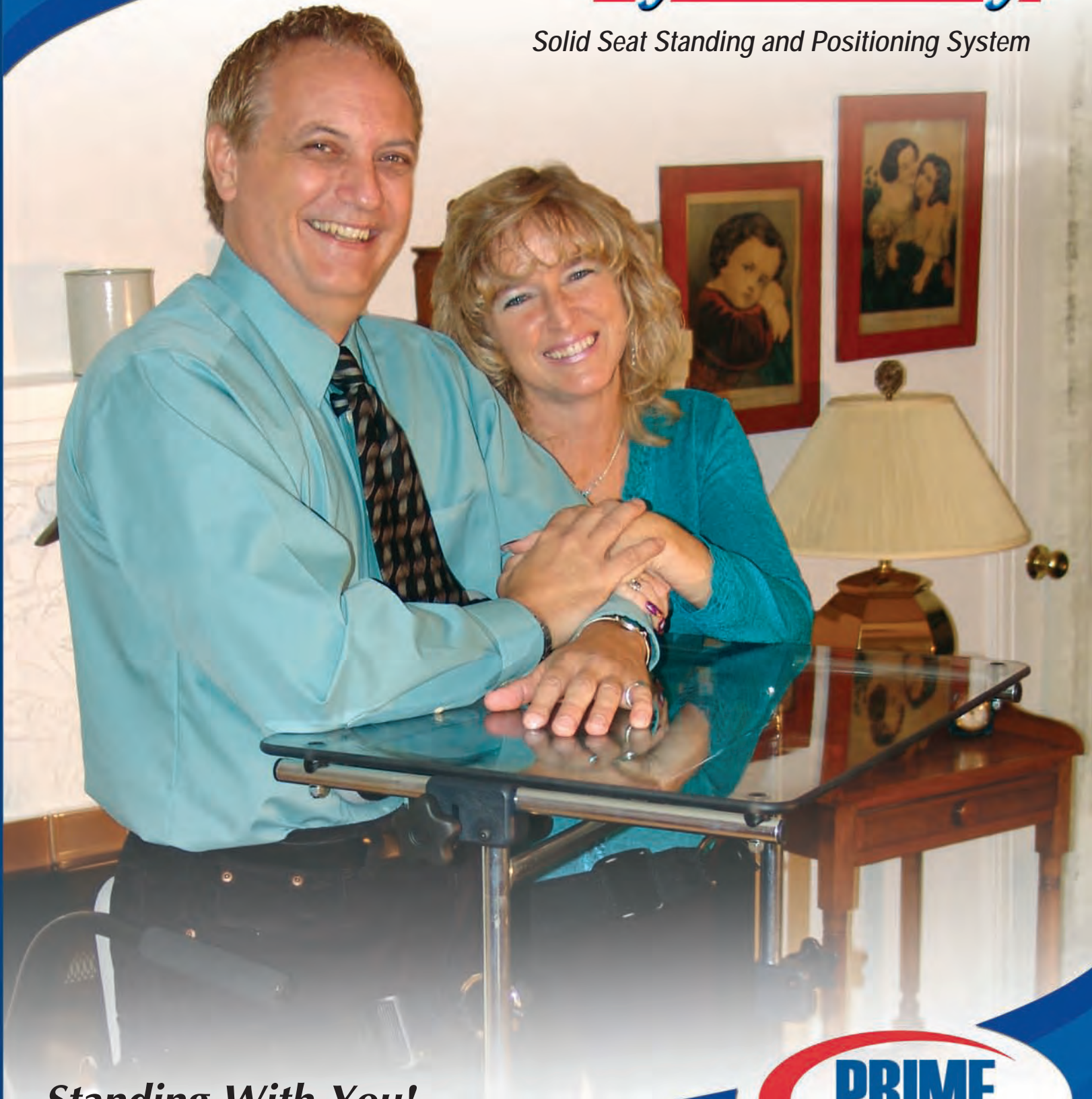


# *Symmetry*

*Solid Seat Standing and Positioning System*




*Standing With You!*



# Symmetry

## Solid Seat Standing and Positioning System



**Symmetry** - The **First** Shear-Reducing-Standing-System designed to properly position and support every client while standing, sitting or during the transition from one to the other. This comfortable, *Easy-To-Use* solid seat stander is available with all the components needed to complete your standing program needs.



# Make It Personal



Solid, Height-Adjustable Padded Calf Panel keeps the feet and legs in a neutral and safe position and assists during transfers.



Add Hip Guides to the seat to assist with positioning the pelvis, hip sway or positional patterns and incorrect seated posture.



Adding Extended Back creates a 20" tall back for maximum support when needed. (Includes our **Adjustable-Sliding-Back**)



Height and Depth Adjustable Headrest supplies comfortable support with fast tool-free adjustments.



Easy on and easy off Support Vest has padded quick-release buckles and Velcro adjustability for the best upper body positioning.



# Symmetry

## Features:



### *Transfer Friendly:*

Flip-back armrests, flip-up lift arms, open frame design and flip-up knee support allow maximum space for ease of entry and exit with any type of transfer. Lateral or standing pivot transfers are made easier without any components in the way.

### *Open Frame Design:*

**Symmetry's** open frame design allows better access to the frame during transfers, even when a lifting device is needed. Our open frame design allows for usage with most major styles of patient lifts without costly and hard to use frame modifications. This open design supplies extra space for getting your chair in close or allowing attendants to work closely

## Easy Access Frame

Using a patient lift with our frame design is simple, easy and does not require any special modifications. Just flip the positioning equipment out of the way and move the client to the frame.

The wheels on most patient lifts will fit into our open frame design allowing the client to be placed into the seat quickly and easily. Our minimal footprint will accommodate most types and styles of lifts.



Position the client in the center of the seat and lower them into position. Full access to the client with our open design allows you to get them in the best position possible.



4202 W. Sierra Madre Ave.  
Fresno, CA 93722  
800-827-8263 • Fax: 800-800-3355  
559-276-0991 • Fax: 559-276-3544  
[www.primeengineering.com](http://www.primeengineering.com)  
[Info@primeengineering.com](mailto:Info@primeengineering.com)



## Easy Wheelchair Transfer:



Place your feet into the frame.



Transfer onto the padded seat.



Position your feet in the shoe holders.



Flip down the knee support.



Flip down the lift arm.



Hook the lifting strap onto the lift arm.



Flip the armrest back into position.



Pump yourself to standing.



Finish by bringing yourself to a fully upright weight bearing posture, supported and properly positioned.



# Symmetry Solid Seat Standing and Positioning System

Multiple Configurations To Handle All Of Your Standing Program Needs

## Symmetry Adult Clients from 5' thru 6' 5"



### **Support when you need it:**

Fully adjustable, modular systems allow you to add the support you need as you need it.



### **Positioning Capable:**

Lateral Supports, Hip Guides, Support Vest, Headrests, Independently Adjustable Knees, Custom Chest Pads, Custom Tray Surfaces, Custom Seat or Back Pads, all available to maximize your standing and

## Symmetry Youth Clients from 3' 6" thru 5' 6"



## **Over-Center Seat Technology**



### **Standing Correctly:**

**Symmetry** creates the correct alignment of the body for proper standing and weight bearing. The ability to become upright and achieve mild hyper-extension at the hips creates full weight bearing capability. Correct alignment of the pelvis and hips is unequalled in this premier standing device with its Over-Center Seat Technology. Not only does **Symmetry** bring you to a fully upright and weight bearing position, it allows you to adjust that position for maximum stretch and a progressive standing program.

## **SHEAR REDUCTION SYSTEM**

### **Sliding-Seat:**

The advanced positioning capabilities supplied by **Symmetry Sliding-Seat** technology reduce the effect of shear as the body moves from sitting to standing. Our innovative **Sliding-Seat** assists in maintaining the position of the body while minimizing unwanted pressures and shear on the seated areas, allowing you to stay in position.

### **Adjustable-Sliding-Back:**

Our **Adjustable-Sliding-Back** virtually eliminates the effects of shear and body movement when going from sitting to standing. Each back assembly is adjustable so it will move with the client, matching the needs of each individual. This *State-Of-The-Art* Design allows you to personalize the unit and keep all support surfaces in a proper and consistent position not only while standing and sitting, but also while raising and lowering. Once the support devices are in place, they stay where they belong, giving you the best control of your standing and positioning needs.

### **Postural Alignment:**

**Symmetry's** ability for the back and seat to maintain proper alignment while standing is unequalled. The design of the support system maintains the back in a full-contact supportive position, both while seated and, most importantly, while standing. **Symmetry** is designed to be the best solid seat standing and positioning frame available with the focus on fit, form and function.

## Shear Reality

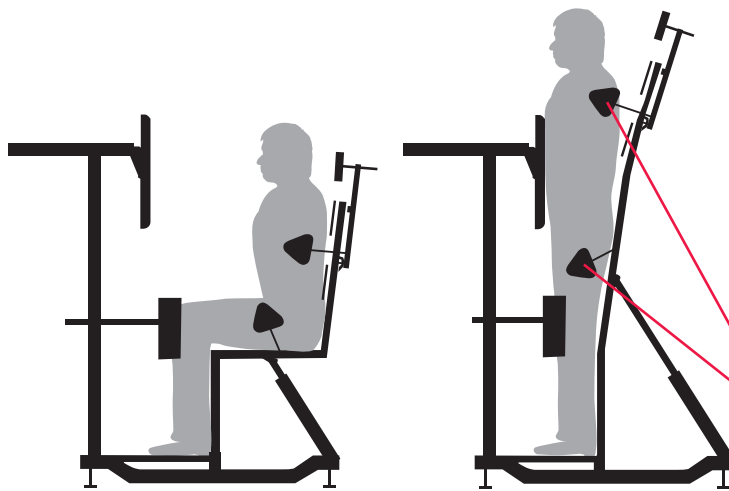
“Standing With You” isn’t just a slogan. It was our goal when we created the **First Sliding-Seat** and **Adjustable-Sliding-Back** to reduce or eliminate shear in a solid seat standing system. Shear occurs while moving from one position to another as in sitting to standing.



Standing in ***Symmetry*** means that needed support surfaces move with you, working as a positional device as well as a standing system. Lateral Supports, Hip Guides, Headrests and other supports stay with you, eliminating the effect of shear and the problems that it creates.

It’s Time YOU stood in ***Symmetry!***

**Shear was a Problem. Symmetry is the Solution!**



Other Solid Seat Standers

### **Historic Effects of Shear in Standing**

History has shown that Shear and its effects are dangerous components that must be considered whenever you have a situation where the body moves from one position to another, as in from sitting to standing. Shear creates problems that occur as the body extends from sitting to standing causing needed supports to move and lose their ability to hold and position the client. Constant adjustments to supports are necessary when units without proper technologies are used. Specific positioning will NOT work when you use a unit without the technology to control and maintain the position of the support equipment.

The figures show that when using a typical solid seat stander, the body moves. As the body moves shear occurs, contact surface decreases and areas of pressure increase. Supports that were placed in an appropriate area move and no longer provide support.



## ***Symmetry*** Standing System Features:

**SHEAR REDUCTION SYSTEM:** Our **Adjustable-Sliding-Back** and **Sliding-Seat** configurations reduce shear as your body moves from sitting to standing. Our **Sliding-Seat** and **Adjustable-Sliding-Back** supply the ability to maintain the position of the body and the items needed for support. The advanced design and positioning capabilities of ***Symmetry*** reduce the effect of shear on the body, maintaining proper position.

**UPGRADEABLE MODULAR FRAME DESIGN:** ***Symmetry*** allows you to configure the system the way you need it. Interchangeable back assemblies switch the configuration from a standard unit to a full support system, quickly and easily when necessary. Changes in client size, ability, positional or medical condition can be accommodated as needed with simple tool free adjustment.

**MILD HIP EXTENSION, CONTRACTURE CONTROL:** ***Symmetry***, like all Prime Engineering products, supplies the best standing and positioning possible. All of our innovative design features allow proper adjustment to facilitate mild hyper-extension at the hips for maximum weight bearing and comfortable contracture control, supplying the optimum standing benefit to the client.

**FULLY ADJUSTABLE:** Maximum adjustability allows for personalized fit to support all your standing program needs.

**ALL STEEL FRAME CONSTRUCTION:** Supplies maximum durability and stable support while in use.

**LIFETIME FRAME WARRANTY:** Lifetime frame warranty to the original purchaser.

### **Standard Features:**

All ***Symmetry*** Standing Systems come complete with the following: **Sliding-Seat**; base frame; 3" locking plastic casters; height and depth adjustable chest pad; flip-up armrests; height and angle adjustable foot positioners; adjustable height tabletop; and depth adjustable knee pad.

### **Optional Features:**

Lateral chest supports; hip guides; padded chest belt; lap belt; various **Adjustable-Sliding-Back** assembly's; multi-adjustable knee system; Roho knee pads; calf straps; custom trays; tray edging; foot straps; steel caster upgrade; tray overlays; tray easel; custom design and manufacturing abilities.

### **Custom Needs:**

***Symmetry*** has been designed with the flexibility to meet most client's needs within its standard features and options. If you have special needs, questions, or any other item that we may assist you with, our engineering department and standing and positioning specialists will be happy to answer your questions or assist you with the design and fabrication of a unit to meet your specific needs.

#### **Adult Specifications:**

Base Size: 24" wide X 36" long.

#### **Client Weight:**

Standard weight capacity 275 lbs.

#### **Client Height:**

5' - 6' 5"

Custom heights avail. - Call for quote.

Std Tray Size: 24" wide X 18" deep.

#### **Youth Specifications:**

Base Size: 24" wide X 30.5" long.

#### **Client Weight:**

Standard weight capacity 200 lbs.

#### **Client Height:**

3' 6" - 5' 6"

Custom heights avail. - Call for quote.

Std Tray Size: 24" wide X 18" deep.

## **Other Prime Engineering Products**



**Granstand III Modular Standing System**



**Superstand / Superstand Youth  
Pediatric Multi-Position Stander**



**CindyLift  
Patient Lift / Transfer Device**



4202 W. Sierra Madre Ave., Fresno, CA 93722

800-827-8263 • Fax: 800-800-3355

559-276-0991 • Fax: 559-276-3544

[www.primeengineering.com](http://www.primeengineering.com) • [Info@primeengineering.com](mailto:Info@primeengineering.com)